

# Post Graduation Report of Activity

---

Class of 2008

**Bucknell**

Career  
Development  
Center



# Survey Overview

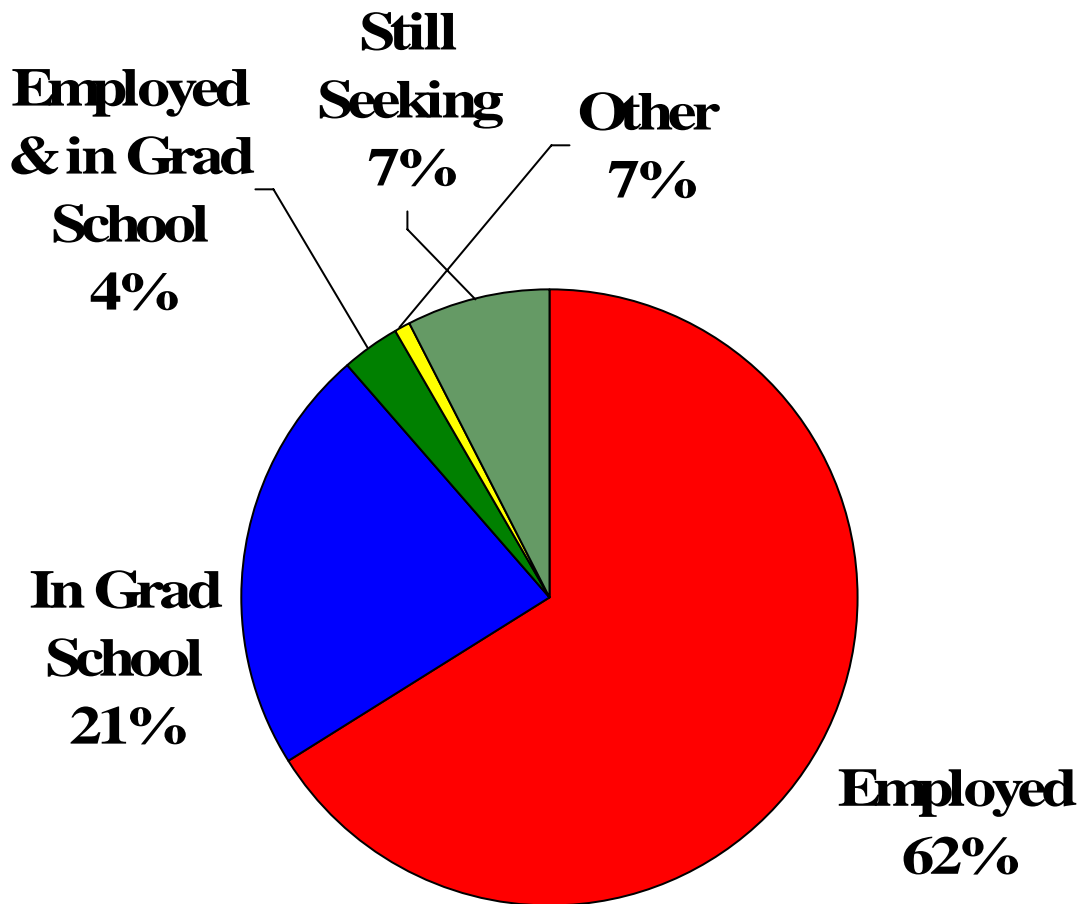
---

*Statistics were based on survey information from:*

- ✦ Cap & Gown
- ✦ September Mailing
- ✦ November Follow-up Mailing
- ✦ January/February Telephone Survey

The return rate for the class is a very respectable 97%

# Post Grad Activity

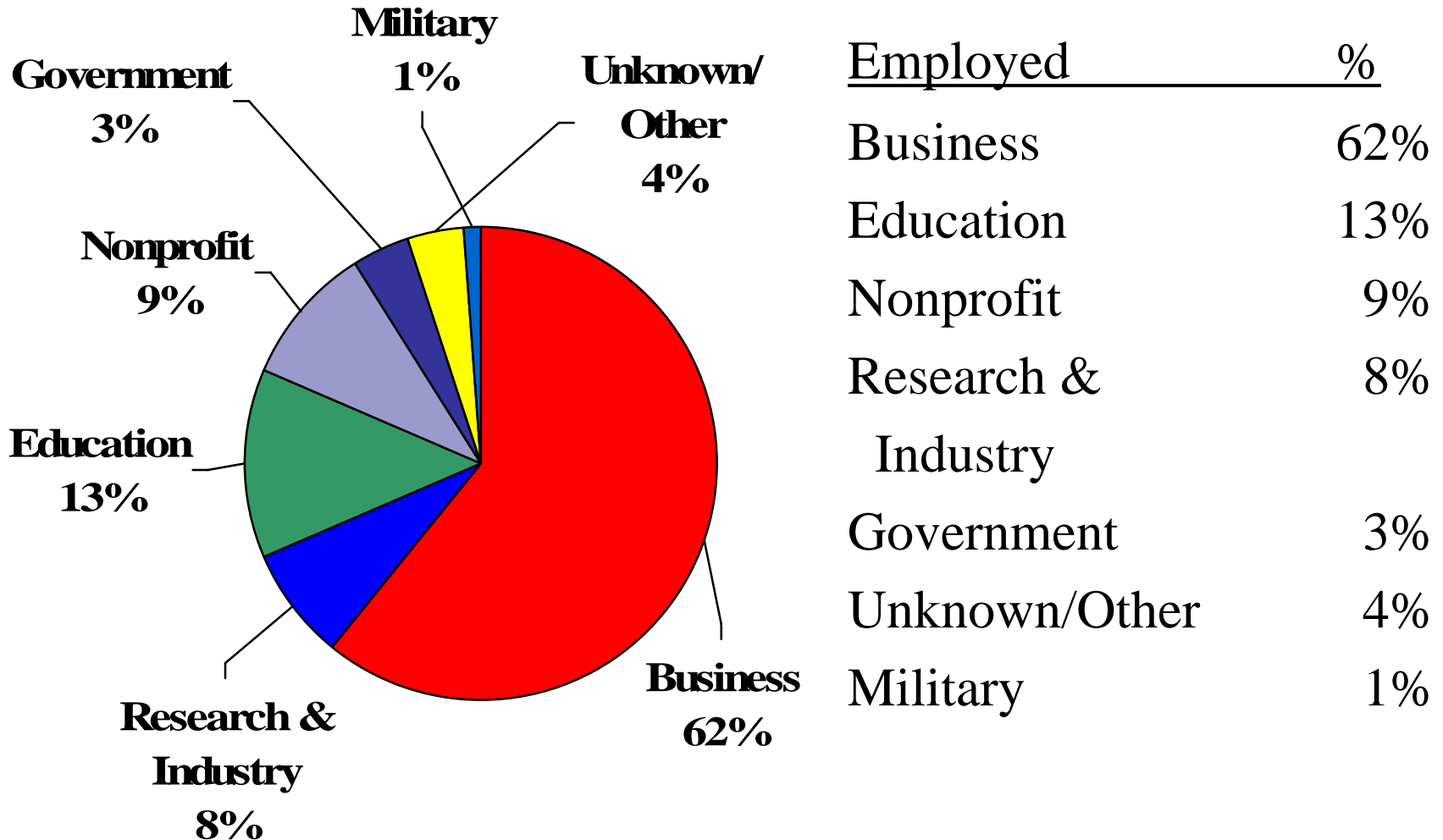


**Total Placed 97%**

Employed	62%
In Grad School	21%
Both Employed & In Grad School	4%
Other	7%

**Still Seeking 7%**

# Industry Breakdown



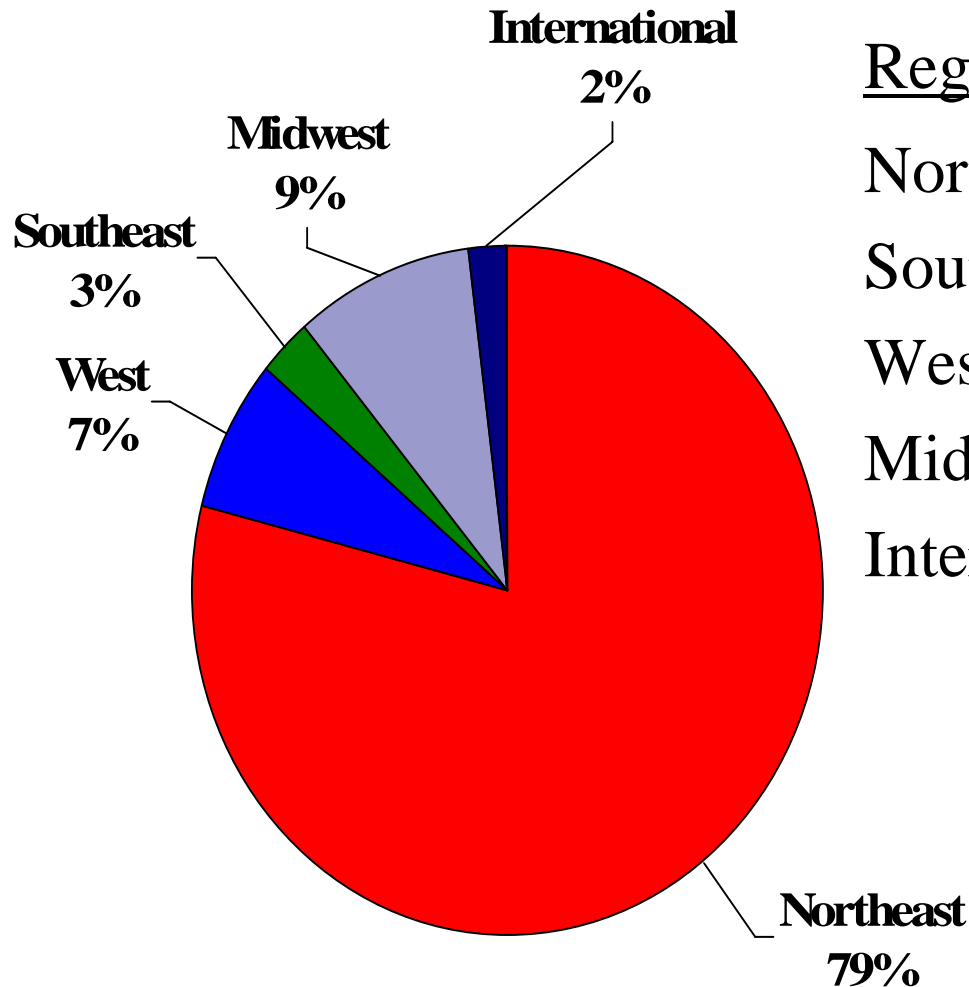


# Graduate School

---

Social Sciences & Humanities	22%
Medical	16%
Science	16%
Law	12%
Engineering	12%
Post BAC/Other	10%
Business	5%
Education	4%
Allied Health	3%

# Regional Breakdown



<u>Regional Breakdown</u>	<u>%</u>
Northeast	79%
Southeast	3%
West	7%
Midwest	9%
International	2%



# Selected Geographic Concentrations

---

✧	Pennsylvania	26%
✧	New York City	15%
✧	New Jersey	16%
✧	Metro D.C.	9%
✧	Connecticut	7%
✧	California	4%
✧	Massachusetts	4%
✧	International Cities	3%
✧	Other	17%



# How did they secure jobs?

---

✧ Cold Calls	21%
✧ On-Campus Interviews	14%
✧ Previous Employer	12%
✧ Other Means	11%
✧ BU Alumni/Faculty Contact	9%
✧ Internet/On-line listing	8%
✧ BRIDGE listings	4%
✧ Classified Ads	3%
✧ Employment Agencies	2%
✧ CDC Networking Events	1%



# Top 2008 Employers

---

- ✦ PricewaterhouseCoopers
- ✦ Goldman Sachs
- ✦ Deloitte
- ✦ Ernst & Young
- ✦ General Electric
- ✦ Teach For America
- ✦ Bucknell University
- ✦ JP Morgan Chase



# Top 2008 Employers (cont.)

---

- ✦ KPMG
- ✦ Johnson & Johnson
- ✦ Clark Construction
- ✦ U.S. Army
- ✦ UBS Wealth Management
- ✦ The Vanguard Group
- ✦ Lockheed Martin

Following the trends of the marketplace, many graduates were hired by small to mid-size businesses throughout the northeast



# Salary

---

	<u>Mean</u>
Class of 2008	\$47,865
College of Engineering	\$55,157
Bachelor of Science in Business Administration	\$53,945
College of Arts and Sciences	\$41,506