

Channel	Dim	U#	Addr	Position	Purpose
(1)	6	4		FOH Beam #2	Apron Wash
(2)	9	7		FOH Beam #2	Apron Wash
(3)	12	10		FOH Beam #2	Apron Wash
(4)	17	15		FOH Beam #2	Apron Wash
(5)	20	18		FOH Beam #2	Apron Wash
(6)	23	21		FOH Beam #2	Apron Wash
(7)	5	3		FOH Beam #2	Specials
(8)	24	22		FOH Beam #2	Specials
(9)	4	2		FOH Beam #2	Specials
(10)	25	23		FOH Beam #2	Specials
(11)	63	1		1st Electric	XR Pipe Ends
(12)	89	1		2nd Electric	XR Pipe Ends
(13)	111	1		3rd Electric	XR Pipe Ends
(14)	86	27		1st Electric	XL Pipe Ends
(15)	1	25		2nd Electric	XL Pipe Ends
(16)	140	15		3rd Electric	XL Pipe Ends
(21)	64	2		1st Electric	XR Pipe Ends
(22)	87	2		2nd Electric	XR Pipe Ends
(23)	112	2		3rd Electric	XR Pipe Ends
(24)	85	26		1st Electric	XL Pipe Ends
(25)	110	24		2nd Electric	XL Pipe Ends
(26)	139	14		3rd Electric	XL Pipe Ends
(31)	65	3		1st Electric	Conventional Backs
(32)	68	7		1st Electric	Conventional Backs

Channel	Dim	U#	Addr	Position	Purpose
(33)	72	11		1st Electric	Conventional Backs
(34)	77	17		1st Electric	Conventional Backs
(35)	80	21		1st Electric	Conventional Backs
(36)	84	25		1st Electric	Conventional Backs
(37)	91	6		2nd Electric	Conventional Backs
(38)	96	10		2nd Electric	Conventional Backs
(39)	101	16		2nd Electric	Conventional Backs
(40)	106	20		2nd Electric	Conventional Backs
(51)	67	6		1st Electric	Template Wash
(52)	71	10		1st Electric	Template Wash
(53)	74	14		1st Electric	Template Wash
(54)	78	18		1st Electric	Template Wash
(55)	81	22		1st Electric	Template Wash
(56)	90	5		2nd Electric	Template Wash
(57)	95	9		2nd Electric	Template Wash
(58)	98	13		2nd Electric	Template Wash
(59)	102	17		2nd Electric	Template Wash
(60)	107	21		2nd Electric	Template Wash
(61)	115	3		3rd Electric	Conventional Backs
(62)	119	5		3rd Electric	Conventional Backs
(63)	122	6		3rd Electric	Conventional Backs
(64)	126	8		3rd Electric	Conventional Backs
(65)	128	10		3rd Electric	Conventional Backs
(66)	132	11		3rd Electric	Conventional Backs

Channel	Dim	U#	Addr	Position	Purpose
(67)	136	13		3rd Electric	Conventional Backs
(71)	27	1		FOH Beam #1	Gobo Wash / Specials
(72)	28	2		FOH Beam #1	Gobo Wash / Specials
(73)	29	3		FOH Beam #1	Gobo Wash / Specials
(74)	30	4		FOH Beam #1	Gobo Wash / Specials
(81)	31	1		SL Box Boom	SL Box Fills
(82)	32	2		SL Box Boom	SL Box Fills
(83)	43	1		SR Box Boom	SR Box Fills
	44	2		"	"
(101)	147	A1	101	Cyc Electric	Cyc Red
	"	B1	"	"	"
	151	C1	"	"	"
	"	D1	"	"	"
	159	E1	"	"	"
	"	F1	"	"	"
(102)	148	A2	102	Cyc Electric	Cyc Green
	"	B2	"	"	"
	150	C2	"	"	"
	"	D2	"	"	"
	160	E2	"	"	"
	"	F2	"	"	"
(103)	149	A3	103	Cyc Electric	Cyc Blue
	"	B3	"	"	"
	152	C3	"	"	"
	"	D3	"	"	"
	162	E3	"	"	"
	"	F3	"	"	"

Channel	Dim	U#	Addr	Position	Purpose
(201)	Hot	5	1319	1st Electric	LED Top/Back
(202)	Hot	9	1329	1st Electric	LED Top/Back
(203)	Hot	13	1339	1st Electric	LED Top/Back
(204)	Hot	15	1349	1st Electric	LED Top/Back
(205)	Hot	19	1359	1st Electric	LED Top/Back
(206)	Hot	23	1369	1st Electric	LED Top/Back
(207)	Hot	4	1379	2nd Electric	LED Top/Back
(208)	Hot	8	1389	2nd Electric	LED Top/Back
(209)	Hot	12	1399	2nd Electric	LED Top/Back
(210)	Hot	14	1409	2nd Electric	LED Top/Back
(211)	Hot	18	1419	2nd Electric	LED Top/Back
(212)	Hot	22	1429	2nd Electric	LED Top/Back
(213)	Hot	4	1439	3rd Electric	LED Top/Back
(214)	Hot	7	1449	3rd Electric	LED Top/Back
(215)	Hot	9	1459	3rd Electric	LED Top/Back
(216)	Hot	12	1469	3rd Electric	LED Top/Back
(301)	Hot	4	1025	1st Electric	LED Moving FX
(302)	Hot	8	1046	1st Electric	LED Moving FX
(303)	Hot	12	1067	1st Electric	LED Moving FX
(304)	Hot	16	1088	1st Electric	LED Moving FX
(305)	Hot	20	1109	1st Electric	LED Moving FX
(306)	Hot	24	1130	1st Electric	LED Moving FX
(307)	Hot	3	1151	2nd Electric	LED Moving FX
(308)	Hot	7	1172	2nd Electric	LED Moving FX

Channel	Dim	U#	Addr	Position	Purpose
(309)	Hot	11	1193	2nd Electric	LED Moving FX
(310)	Hot	15	1214	2nd Electric	LED Moving FX
(311)	Hot	19	1235	2nd Electric	LED Moving FX
(312)	Hot	23	1256	2nd Electric	LED Moving FX
(313)	Hot	3	337	SL Box Boom	LED Moving FX
(314)	Hot	16	358	SR Box Boom	LED Moving FX
(401)	7	5	513	FOH Beam #2	US Wash
(402)	10	8	521	FOH Beam #2	US Wash
(403)	13	11	529	FOH Beam #2	US Wash
(404)	16	14	541	FOH Beam #2	US Wash
(405)	19	17	549	FOH Beam #2	US Wash
(406)	22	20	557	FOH Beam #2	US Wash
(407)	8	6	517	FOH Beam #2	DS Wash
(408)	11	9	525	FOH Beam #2	DS Wash
(409)	14	12	533	FOH Beam #2	DS Wash
(410)	15	13	537	FOH Beam #2	DS Wash
(411)	18	16	545	FOH Beam #2	DS Wash
(412)	21	19	553	FOH Beam #2	DS Wash

Channel Hookup

4/8/20



Weis Center Rep Plot April 2020.lw6

Items WITHOUT Channel

Channel	Dim	U#	Addr	Position	Purpose
	3	1		FOH Beam #2	Spare
	26	24		"	"

Instrument Schedule

1st Electric

U#	Chan	Dim	Addr	Instrument Type	Purpose	Color	Gobo
1	(11)	63		Altman Shakespeare 30deg	XR Pipe Ends	 R51	
2	(21)	64		Altman Shakespeare 30deg	XR Pipe Ends	 R51	
3	(31)	65		Altman Star Par MFL	Conventional Backs	 R365	
4	(301)	Hot	1025	Chauvet Rogue R3 Wash	LED Moving FX	 RGB	
5	(201)	Hot	1319	ETC D60 Lustr SELL40	LED Top/Back	 RGB	
6	(51)	67		Altman Shakespeare 40deg	Template Wash	 L202	R77721
7	(32)	68		Altman Star Par MFL	Conventional Backs	 R365	
8	(302)	Hot	1046	Chauvet Rogue R3 Wash	LED Moving FX	 RGB	
9	(202)	Hot	1329	ETC D60 Lustr SELL40	LED Top/Back	 RGB	
10	(52)	71		Altman Shakespeare 40deg	Template Wash	 L202	R77721
11	(33)	72		Altman Star Par MFL	Conventional Backs	 R365	
12	(303)	Hot	1067	Chauvet Rogue R3 Wash	LED Moving FX	 RGB	
13	(203)	Hot	1339	ETC D60 Lustr SELL40	LED Top/Back	 RGB	
14	(53)	74		Altman Shakespeare 40deg	Template Wash	 L202	R77721
15	(204)	Hot	1349	ETC D60 Lustr SELL40	LED Top/Back	 RGB	
16	(304)	Hot	1088	Chauvet Rogue R3 Wash	LED Moving FX	 RGB	
17	(34)	77		Altman Star Par MFL	Conventional Backs	 R365	
18	(54)	78		Altman Shakespeare 40deg	Template Wash	 L202	R77721
19	(205)	Hot	1359	ETC D60 Lustr SELL40	LED Top/Back	 RGB	
20	(305)	Hot	1109	Chauvet Rogue R3 Wash	LED Moving FX	 RGB	
21	(35)	80		Altman Star Par MFL	Conventional Backs	 R365	
22	(55)	81		Altman Shakespeare 40deg	Template Wash	 L202	R77721
23	(206)	Hot	1369	ETC D60 Lustr SELL40	LED Top/Back	 RGB	

Instrument Schedule

4/8/20

1st Electric

U#	Chan	Dim	Addr	Instrument Type	Purpose	Color	Gobo
24	(306)	Hot	1130	Chauvet Rogue R3 Wash	LED Moving FX	<input type="radio"/> RGB	
25	(36)	84		Altman Star Par MFL	Conventional Backs	<input checked="" type="radio"/> R365	
26	(24)	85		Altman Shakespeare 30deg	XL Pipe Ends	<input type="radio"/> R51	
27	(14)	86		Altman Shakespeare 30deg	XL Pipe Ends	<input type="radio"/> R51	



Instrument Schedule

2nd Electric


















U#	Chan	Dim	Addr	Instrument Type	Purpose	Color	Gobo
1	(12)	89		Altman Shakespeare 30deg	XR Pipe Ends	 R51	
2	(22)	87		Altman Shakespeare 30deg	XR Pipe Ends	 R51	
3	(307)	Hot	1151	Chauvet Rogue R3 Wash	LED Moving FX	 RGB	
4	(207)	Hot	1379	ETC D60 Lustr SELL40	LED Top/Back	 RGB	
5	(56)	90		Altman Shakespeare 40deg	Template Wash	 L202	R77721
6	(37)	91		Altman Star Par MFL	Conventional Backs	 R365	
7	(308)	Hot	1172	Chauvet Rogue R3 Wash	LED Moving FX	 RGB	
8	(208)	Hot	1389	ETC D60 Lustr SELL40	LED Top/Back	 RGB	
9	(57)	95		Altman Shakespeare 40deg	Template Wash	 L202	R77721
10	(38)	96		Altman Star Par MFL	Conventional Backs	 R365	
11	(309)	Hot	1193	Chauvet Rogue R3 Wash	LED Moving FX	 RGB	
12	(209)	Hot	1399	ETC D60 Lustr SELL40	LED Top/Back	 RGB	
13	(58)	98		Altman Shakespeare 40deg	Template Wash	 L202	R77721
14	(210)	Hot	1409	ETC D60 Lustr SELL40	LED Top/Back	 RGB	
15	(310)	Hot	1214	Chauvet Rogue R3 Wash	LED Moving FX	 RGB	
16	(39)	101		Altman Star Par MFL	Conventional Backs	 R365	
17	(59)	102		Altman Shakespeare 40deg	Template Wash	 L202	R77721
18	(211)	Hot	1419	ETC D60 Lustr SELL40	LED Top/Back	 RGB	
19	(311)	Hot	1235	Chauvet Rogue R3 Wash	LED Moving FX	 RGB	
20	(40)	106		Altman Star Par MFL	Conventional Backs	 R365	
21	(60)	107		Altman Shakespeare 40deg	Template Wash	 L202	R77721
22	(212)	Hot	1429	ETC D60 Lustr SELL40	LED Top/Back	 RGB	
23	(312)	Hot	1256	Chauvet Rogue R3 Wash	LED Moving FX	 RGB	

Instrument Schedule

2nd Electric

U#	Chan	Dim	Addr	Instrument Type	Purpose	Color	Gobo
24	(25)	110		Altman Shakespeare 30deg	XL Pipe Ends	 R51	
25	(15)	1		Altman Shakespeare 30deg	XL Pipe Ends	 R51	

Cyc Electric

U#	Chan	Dim	Addr	Instrument Type	Purpose	Color	Gobo
A1	(101)	147	101	Strand Iris	Cyc Red	 R124	
A2	(102)	148	102	Strand Iris	Cyc Green	 R126	
A3	(103)	149	103	Strand Iris	Cyc Blue	 R125	
B1	(101)	147	101	Strand Iris	Cyc Red	 R124	
B2	(102)	148	102	Strand Iris	Cyc Green	 R126	
B3	(103)	149	103	Strand Iris	Cyc Blue	 R125	
C1	(101)	151	101	Strand Iris	Cyc Red	 R124	
C2	(102)	150	102	Strand Iris	Cyc Green	 R126	
C3	(103)	152	103	Strand Iris	Cyc Blue	 R125	
D1	(101)	151	101	Strand Iris	Cyc Red	 R124	
D2	(102)	150	102	Strand Iris	Cyc Green	 R126	
D3	(103)	152	103	Strand Iris	Cyc Blue	 R125	
E1	(101)	159	101	Strand Iris	Cyc Red	 R124	
E2	(102)	160	102	Strand Iris	Cyc Green	 R126	
E3	(103)	162	103	Strand Iris	Cyc Blue	 R125	
F1	(101)	159	101	Strand Iris	Cyc Red	 R124	
F2	(102)	160	102	Strand Iris	Cyc Green	 R126	
F3	(103)	162	103	Strand Iris	Cyc Blue	 R125	





Instrument Schedule

3rd Electric

U#	Chan	Dim	Addr	Instrument Type	Purpose	Color	Gobo
1	(13)	111		Altman Shakespeare 30deg	XR Pipe Ends	 R04	
2	(23)	112		Altman Shakespeare 30deg	XR Pipe Ends	 R04	
3	(61)	115		Strand 8" Fresnelite	Conventional Backs	 R365	
4	(213)	Hot	1439	ETC D60 Lustr SELL40	LED Top/Back	 RGB	
5	(62)	119		Strand 8" Fresnelite	Conventional Backs	 R365	
6	(63)	122		Strand 8" Fresnelite	Conventional Backs	 R365	
7	(214)	Hot	1449	ETC D60 Lustr SELL40	LED Top/Back	 RGB	
8	(64)	126		Strand 8" Fresnelite	Conventional Backs	 R365	
9	(215)	Hot	1459	ETC D60 Lustr SELL40	LED Top/Back	 RGB	
10	(65)	128		Strand 8" Fresnelite	Conventional Backs	 R365	
11	(66)	132		Strand 8" Fresnelite	Conventional Backs	 R365	
12	(216)	Hot	1469	ETC D60 Lustr SELL40	LED Top/Back	 RGB	
13	(67)	136		Strand 8" Fresnelite	Conventional Backs	 R365	
14	(26)	139		Altman Shakespeare 30deg	XL Pipe Ends	 R04	
15	(16)	140		Altman Shakespeare 30deg	XL Pipe Ends	 R04	

Instrument Schedule

FOH Beam #1

U#	Chan	Dim	Addr	Instrument Type	Purpose	Color	Gobo
1	(71)	27		Altman Shakespeare 12deg	Gobo Wash / Specials	 R33	
2	(72)	28		Altman Shakespeare 12deg	Gobo Wash / Specials	 R33	
3	(73)	29		Altman Shakespeare 12deg	Gobo Wash / Specials	 R33	
4	(74)	30		Altman Shakespeare 12deg	Gobo Wash / Specials	 R33	

Instrument Schedule

FOH Beam #2

U#	Chan	Dim	Addr	Instrument Type	Purpose	Color	Gobo
1		3		Altman Shakespeare 10deg	Spare		
2	(9)	4		Altman Shakespeare 10deg	Specials	<input type="radio"/> N/C	
3	(7)	5		Altman Shakespeare 10deg	Specials	<input checked="" type="radio"/> N/C	
4	(1)	6		Altman Shakespeare 10deg	Apron Wash	<input type="radio"/> N/C	
5	(401)	7	513	ETC Source4 10deg 750W	US Wash	<input checked="" type="radio"/> CMYG	
6	(407)	8	517	ETC Source4 14deg 750W	DS Wash	<input type="radio"/> CMYG	
7	(2)	9		Altman Shakespeare 10deg	Apron Wash	<input checked="" type="radio"/> N/C	
8	(402)	10	521	ETC Source4 10deg 750W	US Wash	<input type="radio"/> CMYG	
9	(408)	11	525	ETC Source4 14deg 750W	DS Wash	<input type="radio"/> CMYG	
10	(3)	12		Altman Shakespeare 10deg	Apron Wash	<input type="radio"/> N/C	
11	(403)	13	529	ETC Source4 10deg 750W	US Wash	<input checked="" type="radio"/> CMYG	
12	(409)	14	533	ETC Source4 14deg 750W	DS Wash	<input type="radio"/> CMYG	
13	(410)	15	537	ETC Source4 14deg 750W	DS Wash	<input checked="" type="radio"/> CMYG	
14	(404)	16	541	ETC Source4 10deg 750W	US Wash	<input type="radio"/> CMYG	
15	(4)	17		Altman Shakespeare 10deg	Apron Wash	<input checked="" type="radio"/> N/C	
16	(411)	18	545	ETC Source4 14deg 750W	DS Wash	<input type="radio"/> CMYG	
17	(405)	19	549	ETC Source4 10deg 750W	US Wash	<input checked="" type="radio"/> CMYG	
18	(5)	20		Altman Shakespeare 10deg	Apron Wash	<input type="radio"/> N/C	
19	(412)	21	553	ETC Source4 14deg 750W	DS Wash	<input checked="" type="radio"/> CMYG	
20	(406)	22	557	ETC Source4 10deg 750W	US Wash	<input type="radio"/> CMYG	
21	(6)	23		Altman Shakespeare 10deg	Apron Wash	<input checked="" type="radio"/> N/C	
22	(8)	24		Altman Shakespeare 10deg	Specials	<input type="radio"/> N/C	
23	(10)	25		Altman Shakespeare 10deg	Specials	<input checked="" type="radio"/> N/C	
24		26		Altman Shakespeare 10deg	Spare		

Instrument Schedule

4/8/20

SL Box Boom

U#	Chan	Dim	Addr	Instrument Type	Purpose	Color	Gobo
1	(81)	31		Altman Shakespeare 30deg	SL Box Fills	<input checked="" type="radio"/> R55	
2	(82)	32		Altman Shakespeare 30deg	SL Box Fills	<input checked="" type="radio"/> R55	
3	(313)	Hot	337	Chauvet Rogue R3 Wash	LED Moving FX	<input type="radio"/> RGB	

SR Box Boom

U#	Chan	Dim	Addr	Instrument Type	Purpose	Color	Gobo
1	(83)	43		Altman Shakespeare 30deg	SR Box Fills	<input checked="" type="radio"/> R55	
2	(83)	44		Altman Shakespeare 30deg	SR Box Fills	<input checked="" type="radio"/> R55	
16	(314)	Hot	358	Chauvet Rogue R3 Wash	LED Moving FX	<input type="radio"/> RGB	