





























































































Channel	Dim	U#	Addr	Position	Purpose	Instrument Type	Color
(1)	6	4		FOH Beam #2	Apron Wash	Altman Shakespeare 10deg	
(2)	9	7		FOH Beam #2	Apron Wash	Altman Shakespeare 10deg	
(3)	12	10		FOH Beam #2	Apron Wash	Altman Shakespeare 10deg	
(4)	17	15		FOH Beam #2	Apron Wash	Altman Shakespeare 10deg	
(5)	20	18		FOH Beam #2	Apron Wash	Altman Shakespeare 10deg	
(6)	23	21		FOH Beam #2	Apron Wash	Altman Shakespeare 10deg	
(7)	3	3		FOH Beam #2	Specials	Altman Shakespeare 10deg	
(8)	24	22		FOH Beam #2	Specials	Altman Shakespeare 10deg	
(9)	4	2		FOH Beam #2	Specials	Altman Shakespeare 10deg	
(10)	25	23		FOH Beam #2	Specials	Altman Shakespeare 10deg	
(11)	63	1		1st Electric	XR Pipe Ends	ETC Source4 36deg	
(12)	87	1		2nd Electric	XR Pipe Ends	ETC Source4 36deg	
(13)	111	1		3rd Electric	XR Pipe Ends	ETC Source4 36deg	
(14)	86	26		1st Electric	XL Pipe Ends	ETC Source4 36deg	
(15)	110	26		2nd Electric	XL Pipe Ends	ETC Source4 36deg	
(16)	140	15		3rd Electric	XL Pipe Ends	ETC Source4 36deg	
(17)	32	2	1/32	Box Boom HR	Apron Sides XR	Altman Shakespeare 20deg	
	33	4	1/33	"	"	Altman Shakespeare 30deg	"
(18)	33	1	1/46	Box Boom HL	Apron Sides XL	Altman Shakespeare 30deg	
	32	3	1/44	"	"	Altman Shakespeare 20deg	"
(19)	31	1	1/31	Box Boom HR	SL Box Fills	Altman Shakespeare 20deg	
	34	3	1/34	"	"	Altman Shakespeare 30deg	"
(20)	34	2	1/45	Box Boom HL	SR Box Fills	Altman Shakespeare 30deg	
	31	4	1/43	"	"	Altman Shakespeare 20deg	"
(21)	64	2		1st Electric	XR Pipe Ends	ETC Source4 36deg	

Channel	Dim	U#	Addr	Position	Purpose	Instrument Type	Color
(22)	88	2		2nd Electric	XR Pipe Ends	ETC Source4 36deg	
(23)	112	2		3rd Electric	XR Pipe Ends	ETC Source4 36deg	
(24)	85	25		1st Electric	XL Pipe Ends	ETC Source4 36deg	
(25)	109	25		2nd Electric	XL Pipe Ends	ETC Source4 36deg	
(26)	139	14		3rd Electric	XL Pipe Ends	ETC Source4 36deg	
(31)	69	6		1st Electric	Conventional Backs	Altman Star Par MFL	
(32)	72	10		1st Electric	Conventional Backs	Altman Star Par MFL	
(33)	75	14		1st Electric	Conventional Backs	Strand 8" Fresnelite	
(34)	77	17		1st Electric	Conventional Backs	Altman Star Par MFL	
(35)	80	21		1st Electric	Conventional Backs	Altman Star Par MFL	
(36)	91	6		2nd Electric	Conventional Backs	Altman Star Par MFL	
(37)	96	10		2nd Electric	Conventional Backs	Altman Star Par MFL	
(38)	99	14		2nd Electric	Conventional Backs	Strand 8" Fresnelite	
(39)	101	17		2nd Electric	Conventional Backs	Altman Star Par MFL	
(40)	106	21		2nd Electric	Conventional Backs	Altman Star Par MFL	
(41)	114	3		3rd Electric	Conventional Backs	Strand 8" Fresnelite	
(42)	119	5		3rd Electric	Conventional Backs	Strand 8" Fresnelite	
(43)	121	6		3rd Electric	Conventional Backs	Strand 8" Fresnelite	

Channel	Dim	U#	Addr	Position	Purpose	Instrument Type	Color
(44)	125	8		3rd Electric	Conventional Backs	Strand 8" Fresnelite	
(45)	130	10		3rd Electric	Conventional Backs	Strand 8" Fresnelite	
(46)	131	11		3rd Electric	Conventional Backs	Strand 8" Fresnelite	
	179	3	1/179	SR Boom #2	Side Mid High	Altman Shakespeare 30deg	
(47)	135	13		3rd Electric	Conventional Backs	Strand 8" Fresnelite	
(51)	67	5		1st Electric	Template Wash	Altman Shakespeare 40deg	
(52)	71	9		1st Electric	Template Wash	Altman Shakespeare 40deg	
(53)	74	13		1st Electric	Template Wash	Altman Shakespeare 40deg	
(54)	78	18		1st Electric	Template Wash	Altman Shakespeare 40deg	
(55)	81	22		1st Electric	Template Wash	Altman Shakespeare 40deg	
(56)	90	5		2nd Electric	Template Wash	Altman Shakespeare 40deg	
(57)	95	9		2nd Electric	Template Wash	Altman Shakespeare 40deg	
(58)	98	13		2nd Electric	Template Wash	Altman Shakespeare 40deg	
(59)	102	18		2nd Electric	Template Wash	Altman Shakespeare 40deg	
(60)	107	22		2nd Electric	Template Wash	Altman Shakespeare 40deg	
(71)	28	1		FOH Beam #1	Gobo Wash / Specials	Altman Shakespeare 20deg	
(72)	27	2		FOH Beam #1	Gobo Wash / Specials	Altman Shakespeare 20deg	
(73)	30	3		FOH Beam #1	Gobo Wash / Specials	Altman Shakespeare 20deg	
(74)	29	4		FOH Beam #1	Gobo Wash / Specials	Altman Shakespeare 20deg	
(101)		A1		Cyc Electric	Cyc Color #1	Strand Iris 3	
		B1		"	"	"	

Channel	Dim	U#	Addr	Position	Purpose	Instrument Type	Color
(102)		C1		Cyc Electric	Cyc Color #1	Strand Iris 3	
		D1		"	"	"	
(103)		E1		Cyc Electric	Cyc Color #1	Strand Iris 3	
		F1		"	"	"	
(104)		A2		Cyc Electric	Cyc Color #2	Strand Iris 3	
		B2		"	"	"	
(105)		C2		Cyc Electric	Cyc Color #2	Strand Iris 3	
		D2		"	"	"	
(106)		E2		Cyc Electric	Cyc Color #2	Strand Iris 3	
		F2		"	"	"	
(107)		A3		Cyc Electric	Cyc Color #3	Strand Iris 3	
		B3		"	"	"	
(108)		C3		Cyc Electric	Cyc Color #3	Strand Iris 3	
		D3		"	"	"	
(109)		E3		Cyc Electric	Cyc Color #3	Strand Iris 3	
		F3		"	"	"	
(121)	39	1	1/39	SL Boom #1	Side Shins	Altman Shakespeare 40deg	
(122)	165	1	1/165	SL Boom #2	Side Shins	Altman Shakespeare 40deg	
(123)	169	1	1/169	SL Boom #3	Side Shins	Altman Shakespeare 40deg	
(124)	173	1	1/173	SL Boom #4	Side Shins	Altman Shakespeare 40deg	
(125)	51	1	1/51	SR Boom #1	Side Shins	Altman Shakespeare 40deg	
(126)	177	1	1/177	SR Boom #2	Side Shins	Altman Shakespeare 40deg	
(127)	181	1	1/181	SR Boom #3	Side Shins	Altman Shakespeare 40deg	
(128)	185	1	1/185	SR Boom #4	Side Shins	Altman Shakespeare 40deg	
(131)	40	2	1/40	SL Boom #1	Side Mid Low	Altman Shakespeare 30deg	
(132)	166	2	1/166	SL Boom #2	Side Mid Low	Altman Shakespeare 30deg	

Channel	Dim	U#	Addr	Position	Purpose	Instrument Type	Color
(133)	170	2	1/170	SL Boom #3	Side Mid Low	Altman Shakespeare 30deg	
(134)	174	2	1/174	SL Boom #4	Side Mid Low	Altman Shakespeare 30deg	
(135)	52	2	1/52	SR Boom #1	Side Mid Low	Altman Shakespeare 30deg	
(136)	178	2	1/178	SR Boom #2	Side Mid Low	Altman Shakespeare 30deg	
(137)	182	2	1/182	SR Boom #3	Side Mid Low	Altman Shakespeare 30deg	
(138)	186	2	1/186	SR Boom #4	Side Mid Low	Altman Shakespeare 30deg	
(141)	41	3	1/41	SL Boom #1	Side Mid High	Altman Shakespeare 30deg	
(142)	167	3	1/167	SL Boom #2	Side Mid High	Altman Shakespeare 30deg	
(143)	171	3	1/171	SL Boom #3	Side Mid High	Altman Shakespeare 30deg	
(144)	175	3	1/175	SL Boom #4	Side Mid High	Altman Shakespeare 30deg	
(145)	53	3	1/53	SR Boom #1	Side Mid High	Altman Shakespeare 30deg	
(147)	183	3	1/183	SR Boom #3	Side Mid High	Altman Shakespeare 30deg	
(148)	187	3	1/187	SR Boom #4	Side Mid High	Altman Shakespeare 30deg	
(151)	42	4	1/42	SL Boom #1	Side High	Altman Shakespeare 40deg	
(152)	168	4	1/168	SL Boom #2	Side High	Altman Shakespeare 40deg	
(153)	172	4	1/172	SL Boom #3	Side High	Altman Shakespeare 40deg	
(154)	176	4	1/176	SL Boom #4	Side High	Altman Shakespeare 40deg	
(155)	54	4	1/54	SR Boom #1	Side High	Altman Shakespeare 40deg	
(156)	180	4	1/180	SR Boom #2	Side High	Altman Shakespeare 40deg	
(157)	184	4	1/184	SR Boom #3	Side High	Altman Shakespeare 40deg	
(158)	188	4	1/188	SR Boom #4	Side High	Altman Shakespeare 40deg	
(201)	Hot	4	3/427	1st Electric	LED Top/Back	ETC D60 Lustr SELL40	
(202)	Hot	8	3/437	1st Electric	LED Top/Back	ETC D60 Lustr SELL40	
(203)	Hot	12	3/447	1st Electric	LED Top/Back	ETC D60 Lustr SELL40	
(204)	Hot	15	3/457	1st Electric	LED Top/Back	ETC D60 Lustr SELL40	

Channel	Dim	U#	Addr	Position	Purpose	Instrument Type	Color
(205)	Hot	19	3/467	1st Electric	LED Top/Back	ETC D60 Lustr SELL40	<input type="checkbox"/>
(206)	Hot	23	3/477	1st Electric	LED Top/Back	ETC D60 Lustr SELL40	<input type="checkbox"/>
(207)	Hot	4	4/427	2nd Electric	LED Top/Back	ETC D60 Lustr SELL40	<input type="checkbox"/>
(208)	Hot	8	4/437	2nd Electric	LED Top/Back	ETC D60 Lustr SELL40	<input type="checkbox"/>
(209)	Hot	12	4/447	2nd Electric	LED Top/Back	ETC D60 Lustr SELL40	<input type="checkbox"/>
(210)	Hot	15	4/457	2nd Electric	LED Top/Back	ETC D60 Lustr SELL40	<input type="checkbox"/>
(211)	Hot	19	4/467	2nd Electric	LED Top/Back	ETC D60 Lustr SELL40	<input type="checkbox"/>
(212)	Hot	23	4/477	2nd Electric	LED Top/Back	ETC D60 Lustr SELL40	<input type="checkbox"/>
(213)	Hot	4	5/1	3rd Electric	LED Top/Back	ETC D60 Lustr SELL40	<input type="checkbox"/>
(214)	Hot	7	5/11	3rd Electric	LED Top/Back	ETC D60 Lustr SELL40	<input type="checkbox"/>
(215)	Hot	9	5/21	3rd Electric	LED Top/Back	ETC D60 Lustr SELL40	<input type="checkbox"/>
(216)	Hot	12	5/31	3rd Electric	LED Top/Back	ETC D60 Lustr SELL40	<input type="checkbox"/>
(301)	Hot	3	3/1	1st Electric	LED Moving FX	Chauvet Rogue R3 Wash	<input type="checkbox"/>
(302)	Hot	7	3/72	1st Electric	LED Moving FX	Chauvet Rogue R3 Wash	<input type="checkbox"/>
(303)	Hot	11	3/143	1st Electric	LED Moving FX	Chauvet Rogue R3 Wash	<input type="checkbox"/>
(304)	Hot	16	3/214	1st Electric	LED Moving FX	Chauvet Rogue R3 Wash	<input type="checkbox"/>
(305)	Hot	20	3/285	1st Electric	LED Moving FX	Chauvet Rogue R3 Wash	<input type="checkbox"/>
(306)	Hot	24	3/356	1st Electric	LED Moving FX	Chauvet Rogue R3 Wash	<input type="checkbox"/>
(307)	Hot	3	4/1	2nd Electric	LED Moving FX	Chauvet Rogue R3 Wash	<input type="checkbox"/>
(308)	Hot	7	4/72	2nd Electric	LED Moving FX	Chauvet Rogue R3 Wash	<input type="checkbox"/>
(309)	Hot	11	4/143	2nd Electric	LED Moving FX	Chauvet Rogue R3 Wash	<input type="checkbox"/>
(310)	Hot	16	4/214	2nd Electric	LED Moving FX	Chauvet Rogue R3 Wash	<input type="checkbox"/>
(311)	Hot	20	4/285	2nd Electric	LED Moving FX	Chauvet Rogue R3 Wash	<input type="checkbox"/>
(312)	Hot	24	4/356	2nd Electric	LED Moving FX	Chauvet Rogue R3 Wash	<input type="checkbox"/>

Channel	Dim	U#	Addr	Position	Purpose	Instrument Type	Color
(314)	Hot	5	5/148	Box Boom HL	LED Moving FX	Chauvet Rogue R3 Wash	<input type="checkbox"/>
	"	8	2/127	Box Boom HR	"	"	"
(401)	7	5	2/1	FOH Beam #2	US Wash	ETC Source4 10deg 750W	<input type="checkbox"/>
(402)	10	8	2/9	FOH Beam #2	US Wash	ETC Source4 10deg 750W	<input type="checkbox"/>
(403)	13	11	2/17	FOH Beam #2	US Wash	ETC Source4 10deg 750W	<input type="checkbox"/>
(404)	16	14	2/29	FOH Beam #2	US Wash	ETC Source4 10deg 750W	<input type="checkbox"/>
(405)	19	17	2/37	FOH Beam #2	US Wash	ETC Source4 10deg 750W	<input type="checkbox"/>
(406)	22	20	2/45	FOH Beam #2	US Wash	ETC Source4 10deg 750W	<input type="checkbox"/>
(407)	8	6	2/5	FOH Beam #2	DS Wash	ETC Source4 14deg 750W	<input type="checkbox"/>
(408)	11	9	2/13	FOH Beam #2	DS Wash	ETC Source4 14deg 750W	<input type="checkbox"/>
(409)	14	12	2/21	FOH Beam #2	DS Wash	ETC Source4 14deg 750W	<input type="checkbox"/>
(410)	15	13	2/25	FOH Beam #2	DS Wash	ETC Source4 14deg 750W	<input type="checkbox"/>
(411)	18	16	2/33	FOH Beam #2	DS Wash	ETC Source4 14deg 750W	<input type="checkbox"/>
(412)	21	19	2/41	FOH Beam #2	DS Wash	ETC Source4 14deg 750W	<input type="checkbox"/>
(413)	31	5	1/41	Box Boom HR	SL Box Color Fills	ETC Source4 36deg	<input type="checkbox"/>
	32	6	1/35	"	"	"	"
(414)	32	7	1/48	Box Boom HL	SR Box Color Fills	ETC Source4 36deg	<input type="checkbox"/>
	31	8	1/53	"	"	"	"

Items WITHOUT Channel





Channel	Dim	U#	Addr	Position	Purpose	Instrument Type	Color
	36	6	1/47	Box Boom HL	Spare	Altman Shakespeare 30deg	
	"	7	1/36	Box Boom HR	"	"	"
	5	1		FOH Beam #2	"	Altman Shakespeare 10deg	
	26	24		"	"	"	

TABLE OF CONTENTS

1st Electric	1	SL Boom #1	7
2nd Electric	2	SL Boom #2	7
3rd Electric	3	SL Boom #3	7
Cyc Electric	4	SL Boom #4	7
Box Boom HL	5	SR Boom #1	8
Box Boom HR	5	SR Boom #2	8
FOH Beam #1	5	SR Boom #3	8
FOH Beam #2	6	SR Boom #4	8
















1st Electric

U#	Purpose	Chan	Addr	Dim	Instrument Type	Color	Gobo
1	XR Pipe Ends	(11)		63	ETC Source4 36deg	 R51	
2	XR Pipe Ends	(21)		64	ETC Source4 36deg	 R51	
3	LED Moving FX	(301)	3/1	Hot	Chauvet Rogue R3 Wash	 RGB	
4	LED Top/Back	(201)	3/427	Hot	ETC D60 Lustr SELL40	 RGB	
5	Template Wash	(51)		67	Altman Shakespeare 40deg	 L202	R77721
6	Conventional Backs	(31)		69	Altman Star Par MFL	 R365	
7	LED Moving FX	(302)	3/72	Hot	Chauvet Rogue R3 Wash	 RGB	
8	LED Top/Back	(202)	3/437	Hot	ETC D60 Lustr SELL40	 RGB	
9	Template Wash	(52)		71	Altman Shakespeare 40deg	 L202	R77721
10	Conventional Backs	(32)		72	Altman Star Par MFL	 R365	
11	LED Moving FX	(303)	3/143	Hot	Chauvet Rogue R3 Wash	 RGB	
12	LED Top/Back	(203)	3/447	Hot	ETC D60 Lustr SELL40	 RGB	
13	Template Wash	(53)		74	Altman Shakespeare 40deg	 L202	R77721
14	Conventional Backs	(33)		75	Strand 8" Fresnelite	 R365	
15	LED Top/Back	(204)	3/457	Hot	ETC D60 Lustr SELL40	 RGB	
16	LED Moving FX	(304)	3/214	Hot	Chauvet Rogue R3 Wash	 RGB	
17	Conventional Backs	(34)		77	Altman Star Par MFL	 R365	
18	Template Wash	(54)		78	Altman Shakespeare 40deg	 L202	R77721
19	LED Top/Back	(205)	3/467	Hot	ETC D60 Lustr SELL40	 RGB	
20	LED Moving FX	(305)	3/285	Hot	Chauvet Rogue R3 Wash	 RGB	
21	Conventional Backs	(35)		80	Altman Star Par MFL	 R365	
22	Template Wash	(55)		81	Altman Shakespeare 40deg	 L202	R77721
23	LED Top/Back	(206)	3/477	Hot	ETC D60 Lustr SELL40	 RGB	
24	LED Moving FX	(306)	3/356	Hot	Chauvet Rogue R3 Wash	 RGB	
25	XL Pipe Ends	(24)		85	ETC Source4 36deg	 R51	
26	XL Pipe Ends	(14)		86	ETC Source4 36deg	 R51	

2nd Electric

U#	Purpose	Chan	Addr	Dim	Instrument Type	Color	Gobo
1	XR Pipe Ends	(12)		87	ETC Source4 36deg	 R51	
2	XR Pipe Ends	(22)		88	ETC Source4 36deg	 R51	
3	LED Moving FX	(307)	4/1	Hot	Chauvet Rogue R3 Wash	 RGB	
4	LED Top/Back	(207)	4/427	Hot	ETC D60 Lustr SELL40	 RGB	
5	Template Wash	(56)		90	Altman Shakespeare 40deg	 L202	R77721
6	Conventional Backs	(36)		91	Altman Star Par MFL	 R365	
7	LED Moving FX	(308)	4/72	Hot	Chauvet Rogue R3 Wash	 RGB	
8	LED Top/Back	(208)	4/437	Hot	ETC D60 Lustr SELL40	 RGB	
9	Template Wash	(57)		95	Altman Shakespeare 40deg	 L202	R77721
10	Conventional Backs	(37)		96	Altman Star Par MFL	 R365	
11	LED Moving FX	(309)	4/143	Hot	Chauvet Rogue R3 Wash	 RGB	
12	LED Top/Back	(209)	4/447	Hot	ETC D60 Lustr SELL40	 RGB	
13	Template Wash	(58)		98	Altman Shakespeare 40deg	 L202	R77721
14	Conventional Backs	(38)		99	Strand 8" Fresnelite	 R365	
15	LED Top/Back	(210)	4/457	Hot	ETC D60 Lustr SELL40	 RGB	
16	LED Moving FX	(310)	4/214	Hot	Chauvet Rogue R3 Wash	 RGB	
17	Conventional Backs	(39)		101	Altman Star Par MFL	 R365	
18	Template Wash	(59)		102	Altman Shakespeare 40deg	 L202	R77721
19	LED Top/Back	(211)	4/467	Hot	ETC D60 Lustr SELL40	 RGB	
20	LED Moving FX	(311)	4/285	Hot	Chauvet Rogue R3 Wash	 RGB	
21	Conventional Backs	(40)		106	Altman Star Par MFL	 R365	
22	Template Wash	(60)		107	Altman Shakespeare 40deg	 L202	R77721
23	LED Top/Back	(212)	4/477	Hot	ETC D60 Lustr SELL40	 RGB	
24	LED Moving FX	(312)	4/356	Hot	Chauvet Rogue R3 Wash	 RGB	
25	XL Pipe Ends	(25)		109	ETC Source4 36deg	 R51	
26	XL Pipe Ends	(15)		110	ETC Source4 36deg	 R51	









3rd Electric

U#	Purpose	Chan	Addr	Dim	Instrument Type	Color	Gobo
1	XR Pipe Ends	(13)		111	ETC Source4 36deg	 R04	
2	XR Pipe Ends	(23)		112	ETC Source4 36deg	 R04	
3	Conventional Backs	(41)		114	Strand 8" Fresnelite	 R365	
4	LED Top/Back	(213)	5/1	Hot	ETC D60 Lustr SELL40	 RGB	
5	Conventional Backs	(42)		119	Strand 8" Fresnelite	 R365	
6	Conventional Backs	(43)		121	Strand 8" Fresnelite	 R365	
7	LED Top/Back	(214)	5/11	Hot	ETC D60 Lustr SELL40	 RGB	
8	Conventional Backs	(44)		125	Strand 8" Fresnelite	 R365	
9	LED Top/Back	(215)	5/21	Hot	ETC D60 Lustr SELL40	 RGB	
10	Conventional Backs	(45)		130	Strand 8" Fresnelite	 R365	
11	Conventional Backs	(46)		131	Strand 8" Fresnelite	 R365	
12	LED Top/Back	(216)	5/31	Hot	ETC D60 Lustr SELL40	 RGB	
13	Conventional Backs	(47)		135	Strand 8" Fresnelite	 R365	
14	XL Pipe Ends	(26)		139	ETC Source4 36deg	 R04	
15	XL Pipe Ends	(16)		140	ETC Source4 36deg	 R04	









Cyc Electric

U#	Purpose	Chan	Addr	Dim	Instrument Type	Color	Gobo
A1	Cyc Color #1	(101)			Strand Iris 3		
A2	Cyc Color #2	(104)			Strand Iris 3		
A3	Cyc Color #3	(107)			Strand Iris 3		
B1	Cyc Color #1	(101)			Strand Iris 3		
B2	Cyc Color #2	(104)			Strand Iris 3		
B3	Cyc Color #3	(107)			Strand Iris 3		
C1	Cyc Color #1	(102)			Strand Iris 3		
C2	Cyc Color #2	(105)			Strand Iris 3		
C3	Cyc Color #3	(108)			Strand Iris 3		
D1	Cyc Color #1	(102)			Strand Iris 3		
D2	Cyc Color #2	(105)			Strand Iris 3		
D3	Cyc Color #3	(108)			Strand Iris 3		
E1	Cyc Color #1	(103)			Strand Iris 3		
E2	Cyc Color #2	(106)			Strand Iris 3		
E3	Cyc Color #3	(109)			Strand Iris 3		
F1	Cyc Color #1	(103)			Strand Iris 3		
F2	Cyc Color #2	(106)			Strand Iris 3		
F3	Cyc Color #3	(109)			Strand Iris 3		





Box Boom HL

U#	Purpose	Chan	Addr	Dim	Instrument Type	Color	Gobo
1	Apron Sides XL	(18)	1/46	33	Altman Shakespeare 30deg	 R55	
2	SR Box Fills	(20)	1/45	34	Altman Shakespeare 30deg	 R55	
3	Apron Sides XL	(18)	1/44	32	Altman Shakespeare 20deg	 R55	
4	SR Box Fills	(20)	1/43	31	Altman Shakespeare 20deg	 R55	
5	LED Moving FX	(314)	5/148	Hot	Chauvet Rogue R3 Wash	 RGB	
6	Spare		1/47	36	Altman Shakespeare 30deg	 R05	
7	SR Box Color Fills	(414)	1/48	32	ETC Source4 36deg	 CMYG	
8	SR Box Color Fills	(414)	1/53	31	ETC Source4 36deg	 CMYG	

Box Boom HR

U#	Purpose	Chan	Addr	Dim	Instrument Type	Color	Gobo
1	SL Box Fills	(19)	1/31	31	Altman Shakespeare 20deg	 R55	
2	Apron Sides XR	(17)	1/32	32	Altman Shakespeare 20deg	 R55	
3	SL Box Fills	(19)	1/34	34	Altman Shakespeare 30deg	 R55	
4	Apron Sides XR	(17)	1/33	33	Altman Shakespeare 30deg	 R55	
5	SL Box Color Fills	(413)	1/41	31	ETC Source4 36deg	 CMYG	
6	SL Box Color Fills	(413)	1/35	32	ETC Source4 36deg	 CMYG	
7	Spare		1/36	36	Altman Shakespeare 30deg	 R05	
8	LED Moving FX	(314)	2/127	Hot	Chauvet Rogue R3 Wash	 RGB	





FOH Beam #1

U#	Purpose	Chan	Addr	Dim	Instrument Type	Color	Gobo
1	Gobo Wash / Specials	(71)		28	Altman Shakespeare 20deg	 R33	
2	Gobo Wash / Specials	(72)		27	Altman Shakespeare 20deg	 R33	
3	Gobo Wash / Specials	(73)		30	Altman Shakespeare 20deg	 R33	
4	Gobo Wash / Specials	(74)		29	Altman Shakespeare 20deg	 R33	





FOH Beam #2

U#	Purpose	Chan	Addr	Dim	Instrument Type	Color	Gobo
1	Spare			5	Altman Shakespeare 10deg		
2	Specials	(9)		4	Altman Shakespeare 10deg	<input type="radio"/> N/C	
3	Specials	(7)		3	Altman Shakespeare 10deg	<input type="radio"/> N/C	
4	Apron Wash	(1)		6	Altman Shakespeare 10deg	<input type="radio"/> N/C	
5	US Wash	(401)	2/1	7	ETC Source4 10deg 750W	<input type="radio"/> CMYG	
6	DS Wash	(407)	2/5	8	ETC Source4 14deg 750W	<input type="radio"/> CMYG	
7	Apron Wash	(2)		9	Altman Shakespeare 10deg	<input type="radio"/> N/C	
8	US Wash	(402)	2/9	10	ETC Source4 10deg 750W	<input type="radio"/> CMYG	
9	DS Wash	(408)	2/13	11	ETC Source4 14deg 750W	<input type="radio"/> CMYG	
10	Apron Wash	(3)		12	Altman Shakespeare 10deg	<input type="radio"/> N/C	
11	US Wash	(403)	2/17	13	ETC Source4 10deg 750W	<input type="radio"/> CMYG	
12	DS Wash	(409)	2/21	14	ETC Source4 14deg 750W	<input type="radio"/> CMYG	
13	DS Wash	(410)	2/25	15	ETC Source4 14deg 750W	<input type="radio"/> CMYG	
14	US Wash	(404)	2/29	16	ETC Source4 10deg 750W	<input type="radio"/> CMYG	
15	Apron Wash	(4)		17	Altman Shakespeare 10deg	<input type="radio"/> N/C	
16	DS Wash	(411)	2/33	18	ETC Source4 14deg 750W	<input type="radio"/> CMYG	
17	US Wash	(405)	2/37	19	ETC Source4 10deg 750W	<input type="radio"/> CMYG	
18	Apron Wash	(5)		20	Altman Shakespeare 10deg	<input type="radio"/> N/C	
19	DS Wash	(412)	2/41	21	ETC Source4 14deg 750W	<input type="radio"/> CMYG	
20	US Wash	(406)	2/45	22	ETC Source4 10deg 750W	<input type="radio"/> CMYG	
21	Apron Wash	(6)		23	Altman Shakespeare 10deg	<input type="radio"/> N/C	
22	Specials	(8)		24	Altman Shakespeare 10deg	<input type="radio"/> N/C	
23	Specials	(10)		25	Altman Shakespeare 10deg	<input type="radio"/> N/C	
24	Spare			26	Altman Shakespeare 10deg		





SL Boom #1

U#	Purpose	Chan	Addr	Dim	Instrument Type	Color	Gobo
1	Side Shins	(121)	1/39	39	Altman Shakespeare 40deg	 R318	
2	Side Mid Low	(131)	1/40	40	Altman Shakespeare 30deg	 L201	
3	Side Mid High	(141)	1/41	41	Altman Shakespeare 30deg	 R55	
4	Side High	(151)	1/42	42	Altman Shakespeare 40deg	 R34	





SL Boom #2

U#	Purpose	Chan	Addr	Dim	Instrument Type	Color	Gobo
1	Side Shins	(122)	1/165	165	Altman Shakespeare 40deg	 R318	
2	Side Mid Low	(132)	1/166	166	Altman Shakespeare 30deg	 L201	
3	Side Mid High	(142)	1/167	167	Altman Shakespeare 30deg	 R55	
4	Side High	(152)	1/168	168	Altman Shakespeare 40deg	 R34	





SL Boom #3

U#	Purpose	Chan	Addr	Dim	Instrument Type	Color	Gobo
1	Side Shins	(123)	1/169	169	Altman Shakespeare 40deg	 R318	
2	Side Mid Low	(133)	1/170	170	Altman Shakespeare 30deg	 L201	
3	Side Mid High	(143)	1/171	171	Altman Shakespeare 30deg	 R55	
4	Side High	(153)	1/172	172	Altman Shakespeare 40deg	 R34	





SL Boom #4

U#	Purpose	Chan	Addr	Dim	Instrument Type	Color	Gobo
1	Side Shins	(124)	1/173	173	Altman Shakespeare 40deg	 R318	
2	Side Mid Low	(134)	1/174	174	Altman Shakespeare 30deg	 L201	
3	Side Mid High	(144)	1/175	175	Altman Shakespeare 30deg	 R55	
4	Side High	(154)	1/176	176	Altman Shakespeare 40deg	 R34	





SR Boom #1

U#	Purpose	Chan	Addr	Dim	Instrument Type	Color	Gobo
1	Side Shins	(125)	1/51	51	Altman Shakespeare 40deg	 R318	
2	Side Mid Low	(135)	1/52	52	Altman Shakespeare 30deg	 L201	
3	Side Mid High	(145)	1/53	53	Altman Shakespeare 30deg	 R55	
4	Side High	(155)	1/54	54	Altman Shakespeare 40deg	 R34	





SR Boom #2

U#	Purpose	Chan	Addr	Dim	Instrument Type	Color	Gobo
1	Side Shins	(126)	1/177	177	Altman Shakespeare 40deg	 R318	
2	Side Mid Low	(136)	1/178	178	Altman Shakespeare 30deg	 L201	
3	Side Mid High	(46)	1/179	179	Altman Shakespeare 30deg	 R55	
4	Side High	(156)	1/180	180	Altman Shakespeare 40deg	 R34	

SR Boom #3

U#	Purpose	Chan	Addr	Dim	Instrument Type	Color	Gobo
1	Side Shins	(127)	1/181	181	Altman Shakespeare 40deg	 R318	
2	Side Mid Low	(137)	1/182	182	Altman Shakespeare 30deg	 L201	
3	Side Mid High	(147)	1/183	183	Altman Shakespeare 30deg	 R55	
4	Side High	(157)	1/184	184	Altman Shakespeare 40deg	 R34	

SR Boom #4

U#	Purpose	Chan	Addr	Dim	Instrument Type	Color	Gobo
1	Side Shins	(128)	1/185	185	Altman Shakespeare 40deg	 R318	
2	Side Mid Low	(138)	1/186	186	Altman Shakespeare 30deg	 L201	
3	Side Mid High	(148)	1/187	187	Altman Shakespeare 30deg	 R55	
4	Side High	(158)	1/188	188	Altman Shakespeare 40deg	 R34	